

RSS Feeds

A quick guide to setting up Books24x7® RSS Feeds

RSS Readers

There are many RSS Readers available on the Internet, many of which can be downloaded at no charge. A few of the more popular RSS Readers include SharpReader, FeedReader and NewsGator.


Once you have a RSS Reader set up, you can add feeds from the Books24x7 site.

Available RSS Feeds

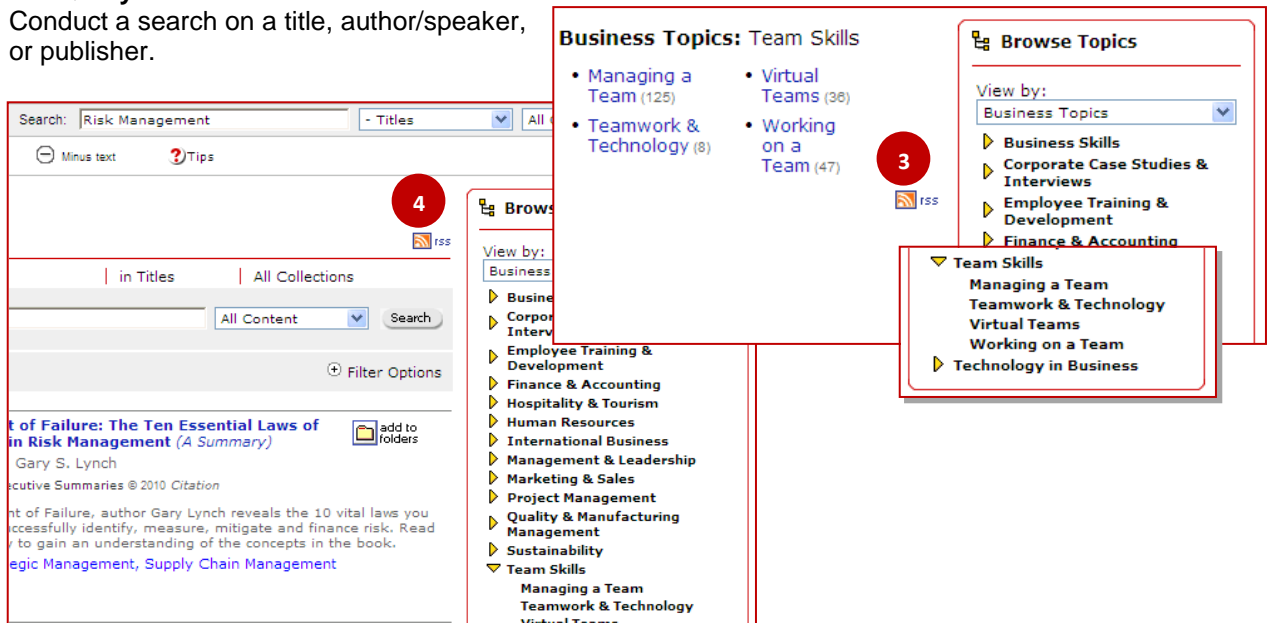
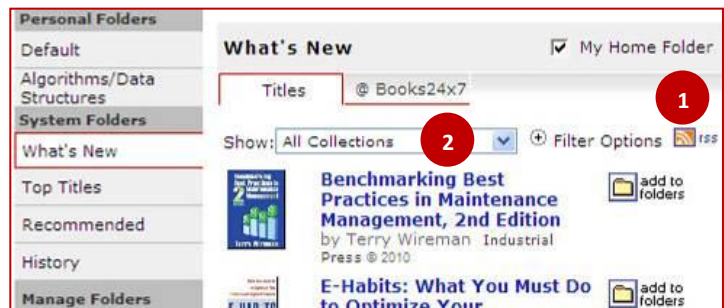
RSS Feeds are available for all new titles, new titles for a specific collection or for a specific topic; for top titles if available, including top titles for a specific collection. Additionally, feeds are available for new titles that match specific information queries (such as title, publisher and author/speaker searches).

*Top Titles are last week's most popular titles across the entire Books24x7 user community.

Adding an RSS feed

Locate the  button for the title list(s) you want an RSS feed for:

- **New Titles or Top Titles**
 1. Go to the 'What's New' or 'Top Titles' system folder on the 'My Home' page.
 2. For a specific collection, select the collection from the pull-down menu.
- **New Titles for a specific topic**
 3. From the 'Browse Topics' box, drill down into the appropriate collection to the desired topic or subtopic.
- **Search Query**
 4. Conduct a search on a title, author/speaker, or publisher.




RSS Feeds

A quick guide to setting up Books24x7[®] RSS Feeds

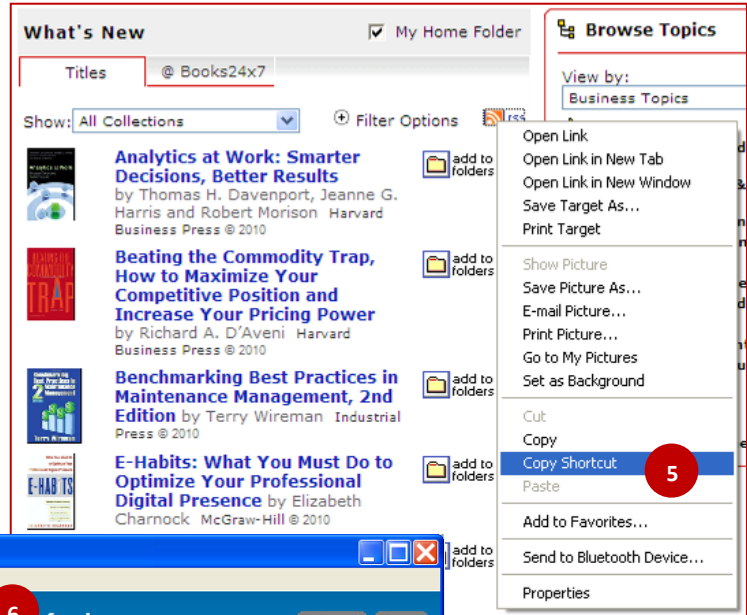
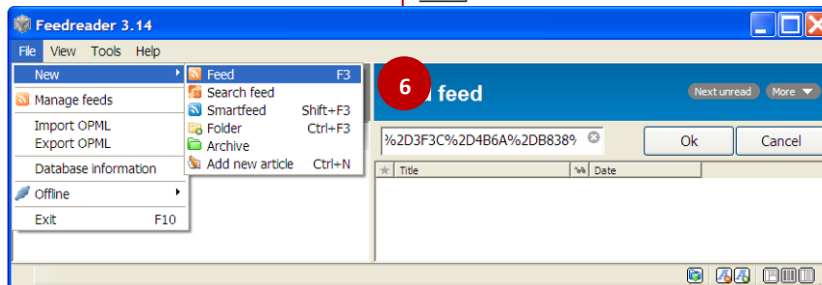
Some RSS Readers offer simple ways to add feeds such as by 'drag and drop'. The instructions below are just one example of how feeds can be added to your reader.

5. **RIGHT CLICK** on the RSS graphic 
 - Select **Copy Shortcut** from the pull-down menu

Note: A standard click on the  button will produce a page of XML formatted data.

```
<xmlns="http://purl.org/rss/1.0/">
<channel rdf:about="http://www.books24x7.com">
<title>BusinessPro - New Books</title>
<link>http://www.books24x7.com</link>
<description>Bridging the Knowledge Gap</description>
<dc:language>en-us</dc:language>
```

6. Open your RSS Reader.
 - Select New Feed from the File menu
 - Paste the Shortcut into the address bar
 - Click **OK** to add it to your news lists



7. Once it is set up, your RSS Reader will list the appropriate titles.
8. Clicking on a title displays summary information in the right pane of the reader.
9. Clicking the title launches the Books24x7 site within the reader.

Note: You may need to login to the Books site through your library.

