


# Books24x7<sup>®</sup> On the Go<sup>™</sup>


## Access to Books24x7 when and where needed

Optimized for viewing on BlackBerry<sup>®</sup>, iPhone<sup>®</sup> and other web-enabled mobile devices, the Books24x7 On the Go mobile site enables access to the full functionality of the Books24x7 platform, including powerful search and browse capabilities and complete site and content navigation. In addition, you can view all Personal and Corporate Folders and add titles, bookmarks and notes to existing Personal Folders for organizing particularly useful and relevant content.

### Easy to access

1. Go to <http://mobile.books24x7.com> using your mobile device.
  2. Login using your usual username and password.
  3. Get started using Books24x7.
- ◆ Mobile users can locate their login information by clicking on  Mobile Users in the upper right corner of the main Books24x7 site, or by clicking on the Account Info tab and selecting 'Mobile' in the primary Books24x7 Web application.
  - ◆ Other options on this page allow you to specify or reset a Books24x7 password, in case you don't know or don't remember your password.

**Books24x7 On The Go<sup>™</sup>** Optimized for viewing on any web-enabled mobile device (including iPhone<sup>®</sup>, BlackBerry<sup>®</sup> and other smartphone models), Books24x7 On The Go<sup>™</sup> ensures that users can access the Books24x7 site while away from their PC.



With this mobile-accessible site, users have access to the full content and functionality of the Books24x7 platform, including powerful search and browse capabilities, plus personal and corporate folders. Users can bookmark, create notes and add titles to their existing personal folders enabling them to organize particularly useful and relevant content.

---

**You have access to Books24x7 On The Go<sup>™</sup>**

1. Enter this url into your mobile device : <http://mobile.books24x7.com>
2. Login using your username and password.

Your username is: **kimberly**


If you don't remember your password you can reset it [here](#)

### Easy to use

Use the Main Menu items to navigate the site.

4. Click on Search.
5. Enter your Keywords and Search Options.
6. Choose the search result you'd like to access.
7. Once you've accessed the title, you may read the full text online. Or use the Tools options to add it to your Folders or perform any downloads (if available).

**Tools**

- Previous Title 
- Next Title
- Last List
- Add to My Folders
- Bookmark This Location
- Download

